



DATE: 9/15/69

**BRITISH LEYLAND MOTORS INC.**  
 600 Willow Tree Road • Leonia • New Jersey 07605

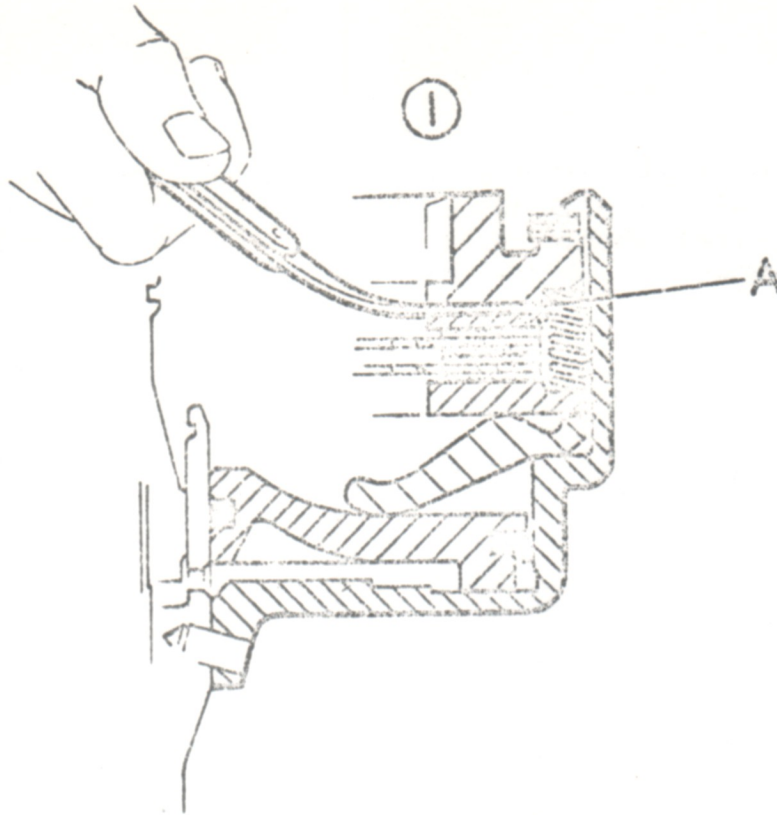
SUBJECT: Forward Clutch Plate End Float	MODELS: Austin America Automatics
---	-----------------------------------

To reduce free piston travel and provide optimum clutch performance, 0.010 in. (0.26 mm) shims, Part #37H 4522, have been introduced between the end plate and Spirolox retaining ring from the following new engine prefix range:-

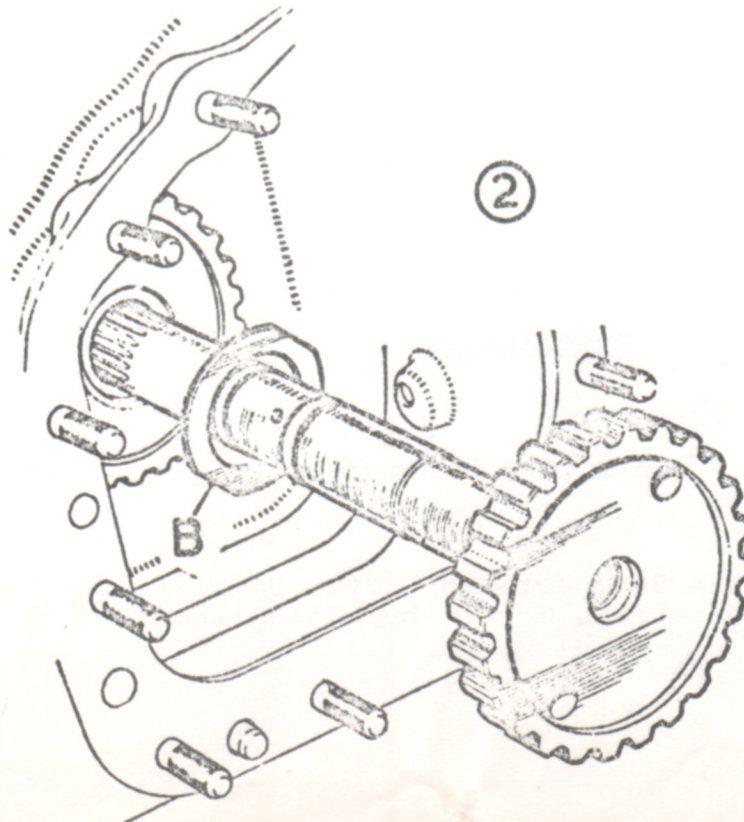
12H/292/B 101  
 12H/231/ 101

In the event of transmissions or clutches being dismantled from engines having prefixes prior to the above range, shims must be fitted as detailed below to ensure that clutch plate and float does not exceed 0.010 in. to 0.020 in. (0.26 mm to 0.52 mm):-

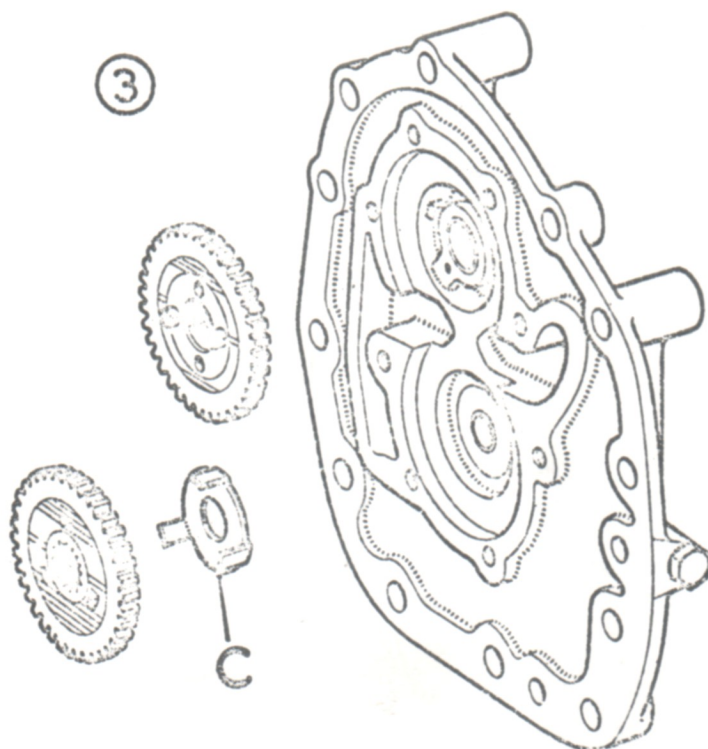
- (1) Remove Spirolox retaining ring, end plate, one friction plate and intermediate plate. (It is not necessary to remove springs, but ensure that the piston is pushed down to the bottom of its bore.)
- (2) Replace friction plate, intermediate plate, end plate and Spirolox retaining ring IN THIS ORDER FOR THE PURPOSE OF CHECK ONLY.
- (3) Using feeler gauges, measure and note gap 'A', Fig. 1, between end and intermediate plates as illustrated below. From this measurement subtract 0.010 in. to 0.020 in. to arrive at the number of shims required.
- (4) Remove once again the aforementioned parts and replace them in the correct sequence AS ORIGINALLY REMOVED FROM THE CLUTCH, adding the number of shims required as calculated in paragraph 3, underneath the Spirolox retaining ring.



- (5) If the clutch piston has been marked by contact with the forward output shaft, the piston should be replaced. Check also if thrust washer 'B', Fig. 2, between forward output shaft and forward clutch hub is excessively worn or damaged and, if so, it should be replaced.



- (6) Remove and dismantle the auxiliary pump and governor assembly as detailed in Workshop Manual Section Fa. 5 and check thrust washer 'C', Fig. 3. If excessively worn or damaged, it should be replaced.



<u>Old Part No.</u>	<u>Description</u>	<u>Qty.</u>	<u>New Part No.</u>
-	Shim	A/R	37H 4522
22A 801	Forward Clutch Complete	1	22A 1720

Please note that 22A 801, Forward Clutch Complete can be brought to 22A 1720 specifications merely by adding required shims.